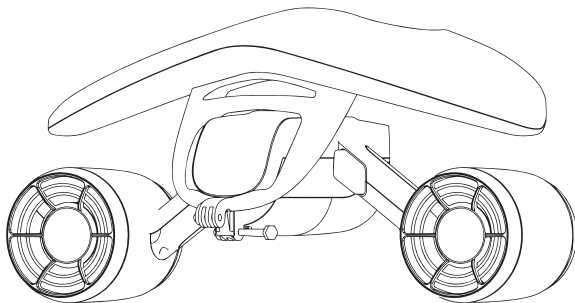


SUBBLUE



WHITESHARK MIX

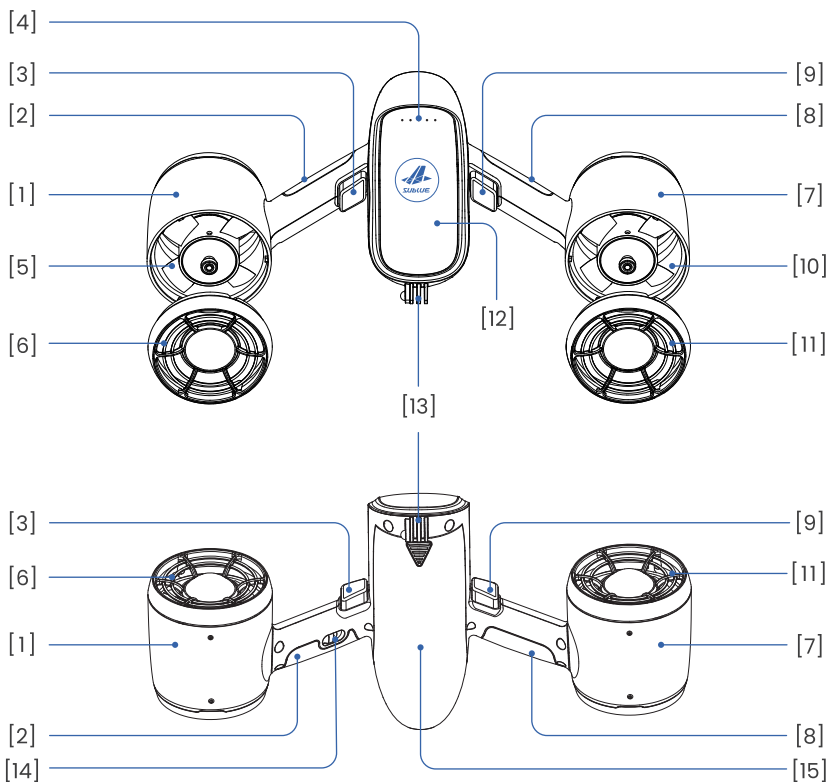
Underwater Scooter

User Manual

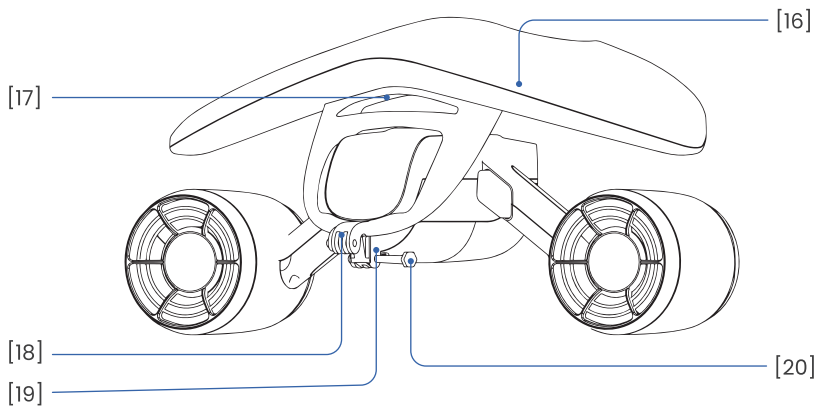
V4.0

Contents

English	1
简体中文	17



(The name of component, please see Components of WHITESHARK MIX)



(The name of component, please see Components of WHITESHARK MIX)

Table of Contents

Safety precautions	2
General	6
Technical parameters	8
Components of WHITESHARK MIX	10
Operating instructions	11
Common faults and troubleshooting	13
Maintenance instructions	14
List of articles	16
Warranty Policy	

In order to master all functions of the equipment to the largest extent, please read this manual before operation and keep it for reference.

Safety Precautions







Symbol description

- ⚠ Caution! (tips for the conditions which may affect personal safety and normal use of the product)
 - * Note. Detailed explanation and instruction.

The following items are very important, and please be sure to abide by them !

- ⚠ Before using the product, please fully understand the water area to be entered. Users should swim or dive in the appropriate water area and approved by the relevant management.
- ⚠ To ensure safety, users shall wear life jackets or be provided with life-saving equipment.
- ⚠ The product is recreation equipment only, which can't be used as life-saving equipment.
- ⚠ Unless in the protection of a lifeguard authorized by guardians, minors under 8 years cannot use this product. Minors more than 8 years can use this product in the company of a guardian.

- ⚠ In order to prevent dangers, old people, pregnant women and persons unsuitable for swimming/snorkeling shouldn't use the product.
- ⚠ Before and during the use of the product, please don't drink alcohol or take drugs.
- ⚠ During use, please wear the swimming cap. Pay attention to surrounding person with long hair to avoid entangle hair or cloth in the propellers.
- ⚠ Don't put fingers or other parts of the body into the propellers at any time, nor put any foreign objects into the propellers.
- ⚠ Please use the product in an open area and don't entangle cloth, alga, ropes, anti-shark net, shell, sand or other foreign objects in the propellers.
- ⚠ During use, please don't align eyes and face to the rear part of the thruster.
- ⚠ Please use the product after stably standing in the water to prevent falling down.
- ⚠ When using the product in the water, please pay attention to the surroundings to prevent collision.

-  Before using the product, please check the battery power. When using the product in the water, please observe the battery capacity all times to ensure return to land before exhaustion of the battery.
-  As there is a battery in the product, please handle with care and avoid fierce vibration, bump and collision.
-  Please charge the product with the accompanying adapter. The adapter in other models shouldn't be used for charging.
-  Person without permission shouldn't repair arbitrarily. If repaired incorrectly, it may cause water leakage, damage, fire disaster or electric shock.
-  Never change the battery in the water. The battery must be changed in a dry environment and keep the equipment and both hands dry.
-  Before using the product, please carefully inspect the product and confirm the battery, propellers, thrusters are in good condition.

- ⚠ In order to ensure the service life of the motor, please don't keep it running continuously for more than one minute in a non-underwater environment. In case of abnormal conditions (such as the smell of scorching etc.), immediately stop the machine and disconnect the power.
- ⚠ Don't use the product directly on the beach to avoid sand, shell or other sundries into the propellers.
- ⚠ The product surface should be free from organic solvents, volatile substances, acidic materials and sharp objects.
- ⚠ Don't put heavy objects on the product.
- ⚠ Don't put the battery into fire.

General

WHITESHARK MIX is a compact underwater double-propeller scooter, firstly launched by SUBLUE in the world. With small body and symmetrically double-propeller system, WHITESHARK MIX has excellent power, and the single propeller thrusting is up to 4kgf. The perfect integration of compact body and huge power enables you to rival professional athlete. Even if you are a beginner, WHITESHARK MIX can make you enjoy a star honor in the water.

Main characteristics of WHITESHARK MIX

1. Simplified user-friendly design for quick and simple use.

To ensure easy use by new users of WHITESHARK MIX, consideration is given to users' feel in every detail. Through a streamlined and symmetrical design, only magnet switches at left and right are reserved, demanding no study costs, you can enjoy the pleasure of swimming freely.

2. Not only improving your speed.

With simple and cool appearance, WHITESHARK MIX is specially designed with a universal interface for mounting Gopro camera to record directly while swimming.

*Gopro camera should be purchased independently.

3. Pursuing fun and easy use in a safe range.

The symmetrical propellers makes the operation not only stable but also harmonious and graceful. The propellers are designed with a safe net to prevent fingers from accidental injury. We also fully tested all scenarios in the water and designed the innovative and smart structure to achieve zero buoyancy in fresh water. Even placed in the water, WHITESHARK MIX will not sink to the bottom.

*MIX should be provided with a floater to achieve neutral buoyancy.

Technical Parameters

Specifications of the complete machine	
Size	Length 465mm x width 230mm x height 230mm
Weight	3500g (including the battery)
Power	520W
Speed	3.35 miles/h (1.5m/s)* (maximum)
Working Depth	40m (limit depth)*
Time of endurance	30 minutes (Continuously operating for 16 minutes)*
Indicator	Satisfying working state and charging indications
Add-on support	Support add-on Gopro* or other sports camera; support add-on floater

Power system	
Thrust of a single thruster	4kgf
Maximum power of a single thruster	260W

Charging adapter	
Voltage	11.1V
Rated power	100W

Battery	
Capacity	11000mAh
Voltage	11.1V
Energy	121WH
Charging ambient temperature	0~40 C
Maximum charging power	100W
Charging time	≤4 hours
Weight	890g

***Note:**

- ◇ Speed may vary from person to person and in different environment;
- ◇ The floater can be used within 5m in-depth. For deep diving, please remove the floater and use a safety leash.
- ◇ The average using time of about 30 minutes is an experimental value. It is the average time that an ordinary person uses it normally but does not keep operating it in water.
 Since the battery has its inherent physical and chemical attributes, the using time varies with the electrochemical state, ambient temperature, the times of charging and discharging of the battery. In order to obtain a long battery life, we recommend that you to prepare two or more spare dedicated batteries.
- ◇ The spare battery should be prepared by yourself.

Components of WHITESHARK MIX

Name of components of WHITESHARK MIX

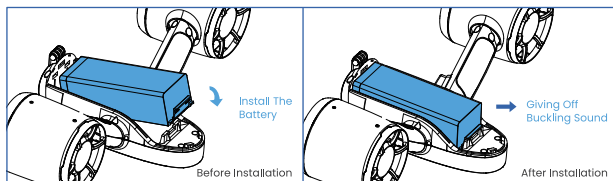
(For the parts of WHITESHARK MIX, please see Page II and Page III)

- | | |
|-------------------------|-------------------------------|
| [1] Thruster 1 | [12] Control Cabinet |
| [2] Handle 1 | [13] Floater Mounting Bracket |
| [3] Start button 1 | [14] Safety Switch |
| [4] Battery Indicator | [15] Back Cover |
| [5] Propeller 1 | [16] Floater |
| [6] Protective Net 1 | [17] Suction Cup |
| [7] Thruster 2 | [18] Gopro (self-purchase) |
| [8] Handle2 | Mounting Bracket |
| [9] Start Button 2 | [19] Body Mounting Bracket |
| [10] Propeller 2 | [20] Mounting Screw |
| [11] Protective Net 2 | |

Operating Instructions

Operating Instructions

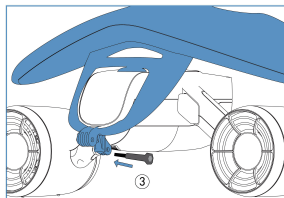
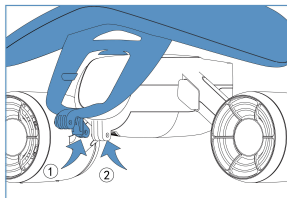
- ◇ Before use, fully charge the battery with a dedicated charger. If all the five Indicators are on, the battery is full;
- ◇ If the battery is secured correctly, buckling sound can be heard;
(as shown in the following diagram)



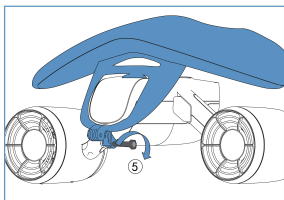
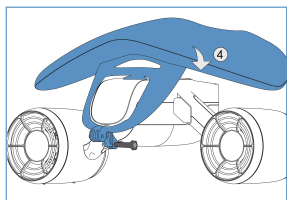
- ◇ Check whether the product shell is damaged. If yes, do not use it;
- ◇ Press the two start buttons in the air (no more than one minute) for testing. Ensure the thrusters and indicators are in good condition without jamming or noise;
- ◇ In order to prevent loss, an safety leash is provided during deep diving. Pay attention to the surroundings to prevent entanglement;
- ◇ After above inspection, it can be put into use. In case of any problem, please stop using immediately.

Installation of the floater. (optional)

- ◇ Align the hanger of the floater(①) with the hanger of the WHITESHARK MIX body (②); (as shown below)



- ◇ Insert screws (③) (no need to tighten but only insert); (as shown above)
- ◇ Press the floater down toward WHITESHARK MIX to make the suction cups on the floater(④) attach to the WHITESHARK MIX; (as shown below)



- ◇ Tighten screws (⑤) to complete assembly of the floater .
(as shown above)

Common Faults and Troubleshooting

- ◇ In case of jamming or other anomalies during the rotation of the propellers, cut off the power immediately. Take off the front cover of the corresponding thruster, and pull out the propeller, check whether two bearings and propeller are blocked or entangled. After clear the foreign objects, it can be used. If still abnormal, please contact the after-sales service.
- ◇ If the battery is damaged, bulged or abnormally heated, stop use it immediately. Please contact the after-sales service or purchase a dedicated battery for replacement.

Maintenance Instructions

Cleaning After Use

After using the WHITESHARK MIX in seawater or freshwater, please clean it as follows within 30 minutes:

1. Fully immerse the WHITESHARK MIX in a container filled with clean water for 20 minutes.

*Clean water may not be seawater.

*Do not add laundry detergent, cleansers, or other chemical cleaning products in the clean water.

*When the WHITESHARK MIX is immersed in water, some air bubbles will discharge from holes in the body. This is not a malfunction.

2. Press the switches with both hands to operate WHITESHARK MIX partly in water for 3s and repeat this for 5-10 times.

*To prevent splashing water on your body during operation, keep the propeller outlet towards the bottom of the container.

*Since the WHITESHARK MIX has a greater thrust in water, slightly lift it up to make a larger area out of water for easier cleaning and control.



3. Fully shake and clean the WHITESHARK MIX to remove attached foreign objects.
4. Wipe away water with soft dry cloth. Make sure that there is no water around the body and battery. Remove the battery and separately dry them in a cool ventilated place.

*Never use a hot air blower or a dryer for drying.

Storage

If the WHITESHARK MIX will not be used for a long time, the WHITESHARK MIX and battery should be stored separately in the package. Please follow these guidelines:

- ◇ Ensure to store the machine in a cool ventilated place with temperature between 0- 50°C.
- ◇ Avoid direct sunlight.
- ◇ Avoid poor ventilation or humidity exceeding 65%.
- ◇ Keep away from heat, fire and children' reach.
- ◇ Keep away from devices that may generate strong magnetic fields.
- ◇ To prevent from moldy, take it out and operate for 10 seconds at least once a month.
- ◇ Please charge the battery at least once every three months.

CHINA

Tel: +86 400-806-2688

Email: support@sublue.com

OTHER REGIONS

Please consult the SUBLUE official website or contact a local dealer

www.sublue.com

Address: No. 1 Quanzhou Road, Binhai-Zhongguancun Science & Technology Park, Binhai New Area, Tianjin, China

List of Articles

SUBLUE provides following standard configuration of WHITESHARK MIX for users:

- ◇ 1 × WHITESHARK MIX
- ◇ 1 × Li-Polymer Battery
- ◇ 1 × Charging Station
- ◇ 1 × Power Adapter
- ◇ 1 × Safety Leash
- ◇ 1 × Carry Bag
- ◇ 1 × User Manual (including warranty policy)
- ◇ 1 × Qualification Certificate
- ◇ 1 × Floater


目录

安全注意事项	18
概述	20
产品技术参数	21
白鲨MIX部件介绍	23
使用操作说明	24
一般故障与排除方法	26
保养说明	27
物品清单	29
保修卡	

为了最大程度掌握本设备的所有功能，我们建议您在操作前全面阅读本手册，并妥善保管本手册以备随时查阅










安全注意事项

符号说明

 注意！（有可能影响人生安全和产品正常使用的提示）

* 注解。详细的解释、说明。

以下记载事项极其重要，请务必遵守！

-  在使用本产品之前，请充分了解将要进入的水域，用户应确保在合适的水域内进行游泳、潜水活动，且水域管理方同意在该区域内使用本产品。
-  为保证安全，在任何情况下使用者都用穿着救生衣或配备救生设备。
-  本产品为娱乐设备，不能作为救生设备使用。
-  除非在监护人授权的救生员保护的環境下，8周岁以下的未成年人不建议使用本产品。8周岁以上未成年人应在监护人的陪同下使用本产品。
-  为防止可能发生的危险，老年人、孕妇及不适宜游泳 / 浮潜的人群，不应使用本品。
-  在使用本产品前及使用本产品时，不要饮酒或服用药物。
-  在使用本产品时应戴上泳帽，并应特别注意身边任何留长发的人，避免将他人的头发或衣物绞入螺旋桨中。
-  任何时候均不可将手指或人体的其他部分伸入螺旋桨中，也不可将任何异物塞入螺旋桨中。
-  尽量在空旷的地方使用本产品，并注意不要让水中的衣物、藻类、绳索、防鲨网、贝壳、砂子或其他杂物绞入螺旋桨，以免发生危险。

- ⚠ 使用本产品时，请不要将眼睛及面部正对推进器后方。
- ⚠ 请在入水时站稳后再使用本产品，防止跌倒。
- ⚠ 在水中使用本产品时，应随时注意观察周边环境，避免发生碰撞。
- ⚠ 在使用本产品前，请检查电池电量。在水中使用本产品时，请随时注意观察电量，确保在 [电量耗尽] 前返回陆地。
- ⚠ 产品内带电池，请轻拿轻放，切勿强烈震动、磕碰、撞击。
- ⚠ 请使用本机自带的适配器进行充电，禁止使用其他型号的适配器给产品充电。
- ⚠ 非厂家售后服务人员切勿擅自进行修理，修理不正确会导致产品漏水、损坏、火灾或触电。
- ⚠ 不要在水中更换电池，一定要在干燥的环境下更换电池，并保证设备及双手干燥。
- ⚠ 在使用本产品前，应充分检查产品，确认电池无破损、电量充足，确认双螺旋桨及推进器运转正常。
- ⚠ 为保护电机寿命，请勿在非水下环境中持续启动超过一分钟。若有异常状态（如烧焦味等）应立即松开按键开关使机器停止运转，并立即断开电源。
- ⚠ 不要在沙滩上直接试用本产品，避免砂子、贝壳或其他杂物被带入螺旋桨中
- ⚠ 产品表面不可与汽油、橡胶水等挥发性物质或酸性物质接触，不可与尖锐物品接触。
- ⚠ 产品上方不可以放置重物。
- ⚠ 不可将电池投入火中。

概述

白鲨 MIX 是深之蓝在全球范围内领先推出的一款搭载双螺旋桨、体积小巧的水下助力产品。白鲨 MIX 小巧的机身蕴藏卓越的技能，左右均衡搭载自主研发的双螺旋桨推进系统，单螺旋桨的推力达到 4kgf，小身材与高推力完美融合，可以使您在水中轻松媲美游泳运动员。即使您是游泳新手，白鲨 MIX 也可使您成为水中明星，尽享闪耀游泳赛场的荣耀。

白鲨 MIX 的主要特点

1. 一分钟轻松上手极简化人性设计。

为了让第一次接触白鲨 MIX 的人也能轻松使用，我们用心考虑了用户使用时的每一处细节感受。极简均衡设计，操作上仅保留左右握手处的磁性开关，毫无学习成本，您尽可以拿起来，尽情享受在水中游曳自如的快乐。

2. 不仅仅是帮你提高速度。

在极简炫酷充满未来感的 MIX 机身上，我们专门设计了能挂载 GoPro 相机的通用接口，帮您在水中畅游自如的同时，还以第一视角帮您记录水中的一切。

*GoPro 相机需自行购买。

3. 追求好玩易用，不忘安全无忧。

左右螺旋桨均衡设计，除了在视角上和谐优雅之外，在实际使用中也更平稳易操控。针对螺旋桨设计由安全防护网，防止误伤手指。我们还充分模拟了水中各种使用场景，通过创新巧妙的结构设计，使 MIX 在淡水中就能处于零浮力状态，即使您在水中放手，MIX 也不会沉入水底。

*MIX 实现零浮力状态，需要安装浮力舱。

产品技术参数

整机规格	
尺寸	长 465mm x 宽 230mm x 高 230mm
重量	3500g(含电池)
功率	520W
速度	3 节 (1.5m/s) *
工作深度	40m (极限深度) *
续航时间	约 30 分钟，连续运转约 16 分钟 *
指示灯	满足工作状态和充电指示
外挂支持	支持挂载 GoPro* 或其他运动相机；支持挂载浮力舱

动力系统	
单推进器推力	4kgf
单推进器最大功率	260W

充电适配器	
电压	11.1V
额定功率	100W

电池	
容量	11000mAh
电压	11.1V
能量	121WH
充电环境温度	0~40℃
最大充电功率	100W
充电时长	≤4 小时
重量	890g

*** 注：**

- ◇ 使用人和环境不同时，速度会有差异；
- ◇ 浮力舱使用深度 5m 以内，深潜请去除浮力舱并使用防丢绳；
- ◇ 平均使用时长约定 30 分钟为实验数值，是普通人在水下一般使用（非连续运转）的情况下的平均数值；由于电池固有物理化学属性，具体使用时间会随电池电化学状态，环境温度，充放电次数等有所变化，为取得更长时间的续航，建议用户备用两块以上专用电池；
- ◇ 需自行购买。

白鲨MIX部件介绍

白鲨 MIX 部件名称

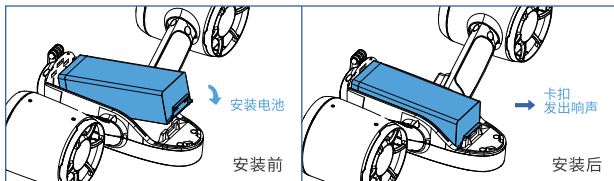
(请参见第 II 页和第 III 页白鲨 MIX 部件图)

- | | |
|--------------|-----------------------------|
| [1] 推进器 1 | [11] 防护网 2 |
| [2] 把手 1 | [12] 控制舱 |
| [3] 启动按钮 1 | [13] 浮力舱 /Gopro (需自行购买) 悬挂处 |
| [4] 电量指示灯 | [14] 安全锁 |
| [5] 螺旋桨 1 | [15] 后盖 |
| [6] 防护网 1 | [16] 浮力舱 |
| [7] 推进器 2 | [17] 吸盘 |
| [8] 把手 2 | [18] Gopro (需自行购买) 悬挂处 |
| [9] 启动按钮 2 | [19] 本体悬挂处 |
| [10] 螺旋桨 2 | [20] 螺丝 |

使用操作说明

使用前准备

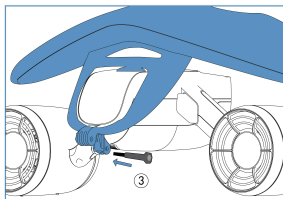
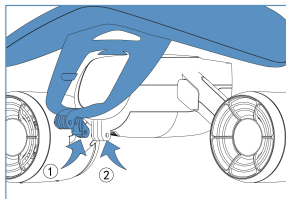
- ◇ 在使用本产品前，应先用专用充电器充满电池电量。当 5 个电量指示灯全部亮灯时，表明电池充满电量；
- ◇ 当电池用正确的方法安装紧固时，会听见卡扣响声，请确认电池安装紧固；
(如下图所示)



- ◇ 查看产品外观是否有外壳损坏等情况，如有损坏请勿下水使用；
- ◇ 在空气中按下两个启动按钮，试运行产品（不超过 1 分钟），查看推进器是否正常运转，无卡顿、无杂音；查看电源指示灯是否正常亮灯；
- ◇ 为防止产品丢失，在深潜时可以使用防丢绳，但需要注意周边环境，防止缠绕；
- ◇ 以上检查完毕即可开始投入使用。如有问题，请暂停使用。

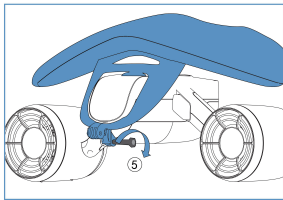
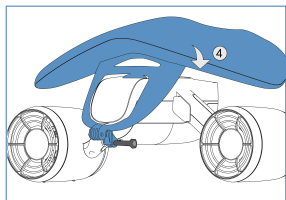
浮力舱安装 (可根据实际情况选装)

- ◇ 将浮力舱的小挂耳 (①) 和白鲨 MIX 本体挂耳 (②) 对齐; (如下图所示)



- ◇ 插入螺丝 (③) (螺丝不需拧紧, 插入即可); (如上图所示)

- ◇ 将浮力舱向 MIX 方向下压, 使浮力舱上的吸盘 (④) 吸住白鲨 MIX; (如下图所示)



- ◇ 拧紧螺丝 (⑤), 浮力舱组装完成。(如上图所示)

一般故障与排除方法

- ◇ 如遇螺旋桨转动出现卡顿或其他异常，应在给产品断电后，先取下对应推进器的上盖，拔出螺旋桨，检查上下两个轴承及螺旋桨是否堵塞或有异物缠绕，清理轴承或者螺旋桨上附着的异物后，如果无异常即可使用；如仍旧出现异常情况，请与本公司售后联系。
- ◇ 如遇意外情况导致电池出现破损、起鼓、异常发热等特殊情况，切勿继续使用，请与本公司售后联系或购买专用电池更换。

保养说明

使用后的清洁

白鲨 MIX 在海水或淡水环境下使用后，请在 30 分钟之内按照如下步骤进行清洁：

1. 将白鲨 MIX 完全浸入装满清水的容器中保持 20 分钟。

- * 清水不能是海水
- * 清水中请勿加入洗衣液、清洁剂等化学清洁产品。
- * 当白鲨 MIX 浸入水中时，会有一些气泡从机身的孔洞中排出，这并非是故障。

2. 双手按下开关，使白鲨 MIX 在半空气半水中运行 3 秒，反复 5-10 次。

- * 为防止运行中水花溅湿身体，请将推进器出水口冲向容器底部。
- * 白鲨 MIX 在水中推力较大，略提出水面利于清洗控制。



3. 将白鲨 MIX 的机身充分摇晃及清洁以清除其上附着的各种异物。
4. 用洁净软干布擦拭水滴，确认机身及电池外周水珠擦净，取下电池，分别放于阴凉通风处完全晾干。

- * 切勿使用吹风机的热风或者烘干机进行烘干。

储存

如准备长时间不使用白鲨 MIX，请注意应将白鲨 MIX 和电池分开存放于包装中，并请遵循以下原则：

1. 请保证机器在高于 0°C 低于 50°C 的阴凉通风环境处存储。
2. 避免放置于阳光直晒的地方。
3. 避免放置于通风不良或湿度超过 65% 的地方。
4. 远离高温、火源及儿童可触摸的位置。
5. 远离可能产生强磁场的设备。
6. 为防止机器发霉，请至少一个月取出一次机器，并运行 10 秒左右的时间。
7. 请至少每三个月给电池充电一次。

中国地区

电话 Tel: +86 400-806-2688 邮箱 Email: support@sublue.com

其他地区

请登录 SUBLUE 官网查询或联系您当地的经销商

www.sublue.com

公司地址：天津市滨海新区滨海 - 中关村科技园泉州道 1 号

物品清单

深之蓝为白鲨 MIX 用户提供以下标准配置：

- ◇ 一台白鲨 MIX
- ◇ 一块电池
- ◇ 一个专用充电座
- ◇ 一个电源适配器
- ◇ 一根防丢绳
- ◇ 一个便携袋
- ◇ 一本用户手册（包含保修卡）
- ◇ 一张合格证
- ◇ 一个浮力舱。

Warranty Policy

SUBLUE

Warranty notes

- ◇ In case of faults during use, please contact and consult with after-sales service of the company to avoid the delay in your use and maintenance period.
- ◇ From the date of purchase, we could provide maintenance service for the fault of the product itself that inspected and confirmed by SUBLUE or its authorized maintenance station, according to the warranty period of the body and components which specified as follows:

Type	Scope	Warranty Period
Body and main control board	Body, main control board, Hall button, electronic cabin, front end cover assembly, rear end cover	12 months
Motion system	Motor, motor-driver board, propeller assembly, bearing	6 months
Battery and charger	Battery, charger	6 months

- ◇ If the warranty is expired, the maintenance fee will be charged.
*Maintenance fee may include repair fee and cost of components and parts.
- ◇ For after-sales service, please call after-sales service hotline or log on to our website and leave a message:

Tel: +86 400-806-2688 Website: www.sublue.com

Welcome to give valuable opinions on product quality and after-sales services of the company.



Warranty Policy



This warranty policy only applies to SUBLUE underwater products sold in the channel authorized worldwide.

Six-month warranty service can be obtained since the day of purchase by presenting this warranty policy and effective invoice to the maintenance station specified by SUBLUE.

User Name: _____ Telephone: _____
Date of purchase: _____ Postcode: _____
Address: _____

Distributor: _____

Invoice No: _____

Product name

(seal of the distributor)

产品保修说明

- ◇ 当本公司产品在使用中出现故障，请尽快和我公司售后服务取得联系、咨询，以免延误您的使用和维修期限。
- ◇ 自客户购买产品之日起，发生产品本身的性能不良或故障时，经 SUBLUE 及其授权的维修中心检测确认后，可按照产品整机及各个部件的保修期限为客户维修服务，具体保修期限如下：

类型	保修内容	质保期限
结构与主控	机身总成、主控制器、霍尔按键、电子仓体、 前端盖总成、后端盖	12 个月
动力系统	电机、电调、螺旋桨总成、轴承	6 个月
电池及充电器	电池、充电器	6 个月

- ◇ 超过保修期限的，在产品维修时客户需要支付维修费用。

* 维修费可能包括修理费及元器件费用

- ◇ 售后服务请拨打售后服务热线或登录公司网站进行在线留言：

电话：+86 400-806-2688 网址：www.sublue.com

欢迎您对我们的产品质量和售后服务提出宝贵意见。



保修卡

SUBBLUE

此保修卡只适用于正规渠道销售的深之蓝水下产品。

本保修卡连同有效发票在深之蓝指定维修站，自购买之日起，可获得半年保修服务。

用户姓名：_____ 联系电话：_____

购买日期：_____ 邮政编码：_____

联系地址：_____

经销商：_____

发票号码：_____

产品名称

(经销商盖章)

